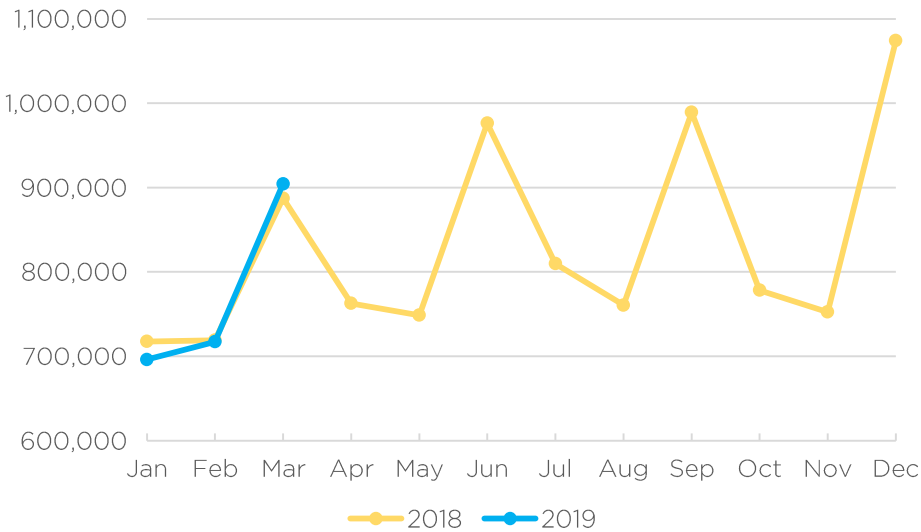


MONTHLY FOOTFALL



+26.11%
vs. previous month

+1.93%
vs. previous year

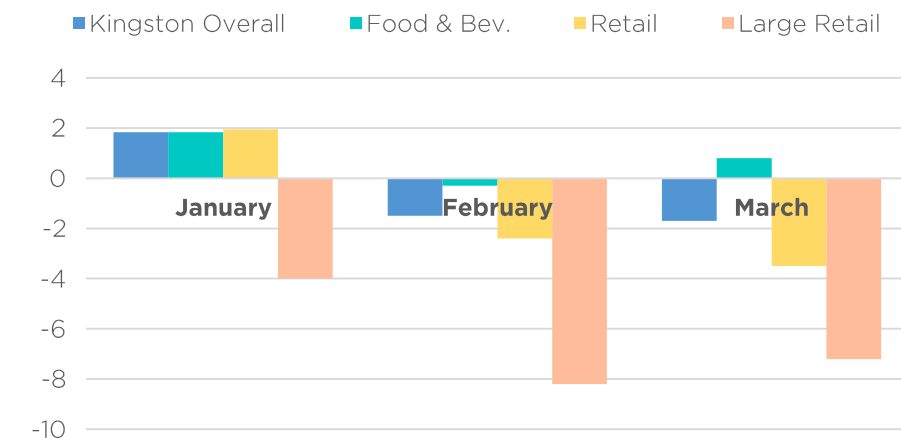
-0.3%
year to date

+2.5%
UK High Street Index YoY

-0.26%
Q1, Jan - Mar YoY

Graph reflects footfall data from camera on Clarence Street.
 High Street Index supplied by Springboard reflecting 195 UK High Street locations.

SALES % CHANGE YEAR ON YEAR



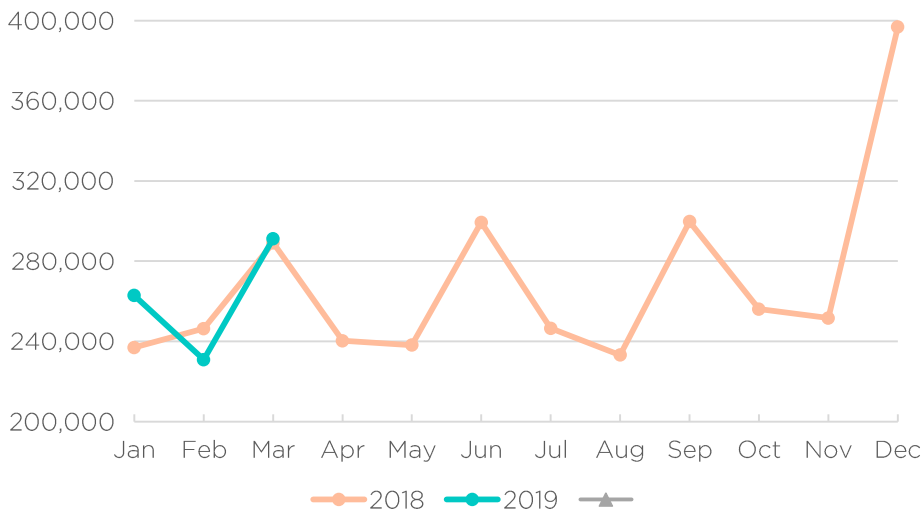
-0.6%
year to date

-0.5%
BRC Total Sales YoY

Graph reflects % change sales data from selected retailers in Kingston town centre. Weekly data figures are averaged across the month.

- In March, the BRC state like for like UK retail sales decreased -1.1% year on year.
- The report notes this is partly due to Easter distortions, however they also feel that uncertainty around the current political situation in the UK, still contributes to a lack of consumer confidence.
- They also say some categories fared better in March, namely beauty products, jewellery and clothing attributing this to milder weather and Mother's Day. However, high ticket items such as furniture, have been overlooked by shoppers.
- In Kingston, we saw that overall sales were down -1.7% year on year, however the food and beverage sector continues to outperform retail, particularly the large retail sector.

MONTHLY CARS PARKED



0.73%
vs. previous year

+1.6%
Q1, Jan - Mar YoY

Graph reflects total number of cars parked in all town centre car parks.

NEW OCCUPANCIES AND CLOSURES | QUARTER 1 SUMMARY

	BUSINESS NAME	ADDRESS	CURRENT STATUS
JAN 2019	The Royal Bank of Scotland	Thames Street	CLOSED
	Silent Night	The Bentall Centre	OPEN
	Patisserie Les 3 Chocolats	Thames Street	OPEN
	JOA	Castle Street	OPEN
	Ernest Jones	Church Street & Clarence Street	CLOSED
FEB 2019	Your Move	Fife Road	CLOSED
	Subway	Thames Street	CLOSED
	Crabtree & Evelyn	Church Street	CLOSED
MAR 2019	HMV	The Bentall Centre	CLOSED
	Hache	The Riverside	OPEN
	Oxfam	High Street	OPEN

LICENSING APPLICATIONS | QUARTER 1 SUMMARY

BUSINESS NAME	LOCATION	CURRENT STATUS
The Albion	Fairfield Road	To change premises layout to add outbuilding, including gin distillery and private dining area. Plus fire pit and new garden seating.

QUARTERLY BUSINESS CRIME SUMMARY | JAN-MAR 2019

THEFT SHOPLIFTING	2018	2019	YoY% DIFFERENCE
JANUARY	75	40	-47%
FEBRUARY	73	38	-48%
MARCH	71	28	-61%
QUARTER TOTAL	219	106	-52%

THEFT PERSON	2018	2019	YoY% DIFFERENCE
JANUARY	32	33	3%
FEBRUARY	16	37	131%
MARCH	23	27	17%
QUARTER TOTAL	71	97	37%

THEFT PEDAL CYCLE	2018	2019	YoY% DIFFERENCE
JANUARY	9	22	144%
FEBRUARY	14	17	21%
MARCH	13	14	8%
QUARTER TOTAL	36	53	47%

VIOLENCE AGAINST PERSON*	2018	2019	YoY% DIFFERENCE
JANUARY	32	28	-13%
FEBRUARY	16	23	44%
MARCH	23	23	0%
QUARTER TOTAL	71	74	4%

*Includes Common Assault, ABH, GBH, Harassment Etc.