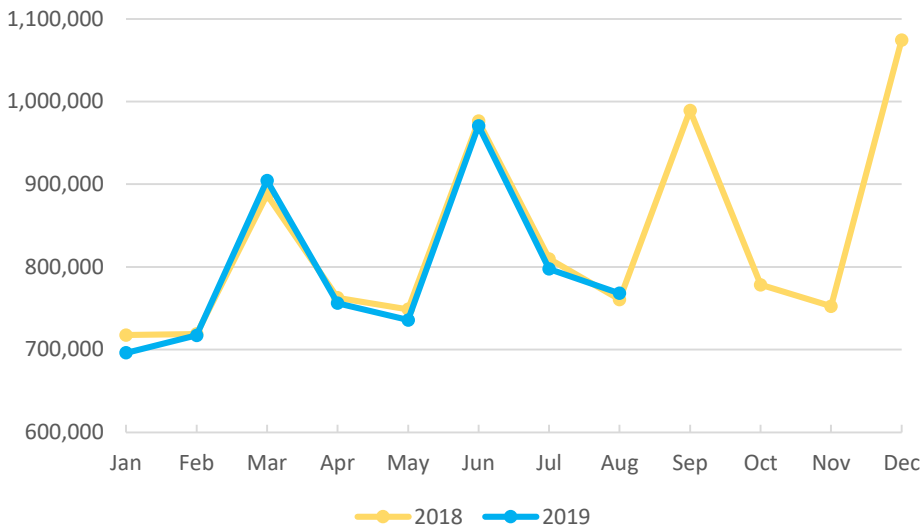


MONTHLY FOOTFALL



-3.7%
vs. previous month

1%
vs. previous year

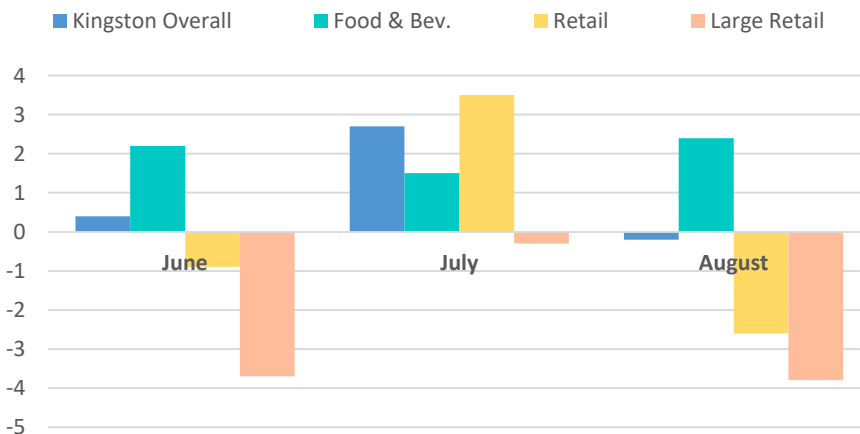
-0.6%
year to date

-1.9%
UK High Street Index YoY

Graph reflects footfall data from a camera on Clarence Street.

High Street Index supplied by Springboard reflecting 195 UK High Street locations.

SALES % CHANGE YEAR ON YEAR



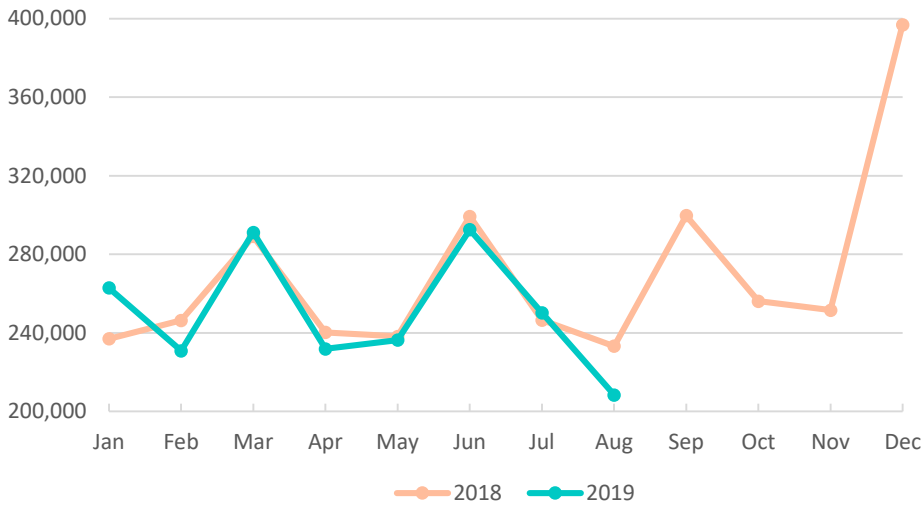
0.2%
year to date

0%
BRC Total Sales YoY

Graph reflects % change sales data from selected retailers in Kingston town centre. Weekly data figures are averaged across the month.

- In August, the BRC reported like for like UK retail sales decreased by -0.5% YoY.
- The report notes that economic and political uncertainty has impacted consumer confidence, adversely impacting retail sales.
- The report goes on to say that a summer of discounting and poor footfall has hit stores hard, referencing that the Government needs to take action to fix the business rates system, to stop more store closures and job losses on the high street.
- The BRC note that back to school promotions of children's shoes and clothes did help the fashion sector, however online sales outperformed the high street.
- Kingston sales seems to reflect the BRC report with overall sales down -0.2% YoY. Retail categories have experienced a tough month, however, the food and beverage sector continues to perform well.

MONTHLY CARS PARKED




-10.6%
vs. previous year

Graph reflects total number of cars parked in all town centre car parks.

NEW OCCUPANCIES AND CLOSURES | QUARTER 3

	BUSINESS NAME	ADDRESS	CURRENT STATUS
JULY	Frangos	The Rotunda	CLOSED
	Lipault	Church Street	CLOSED
AUGUST	Clas Ohlson	Market Place	CLOSED
	Purple Piercing	Wheatfield Way	OPENING
	Karen Millen	Church Street	CLOSING
	Banhmigogo	Castle Street	OPENING
	TGI Friday's	The Bentall Centre	CLOSED
	Jack Wills	Market Place	CLOSING