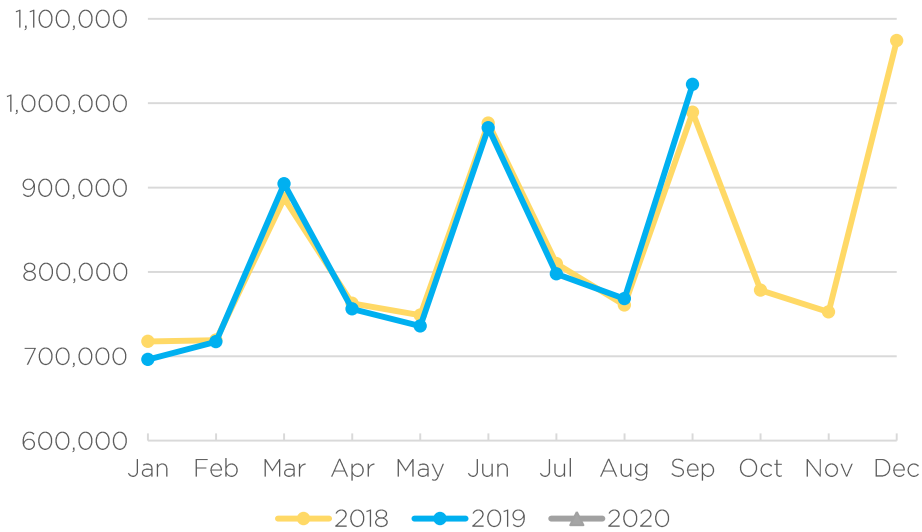


### MONTHLY FOOTFALL



**32.8%**  
vs. previous month

**3.3%**  
vs. previous year

**0%**  
year to date

**-1.85%**  
UK High Street Index YoY

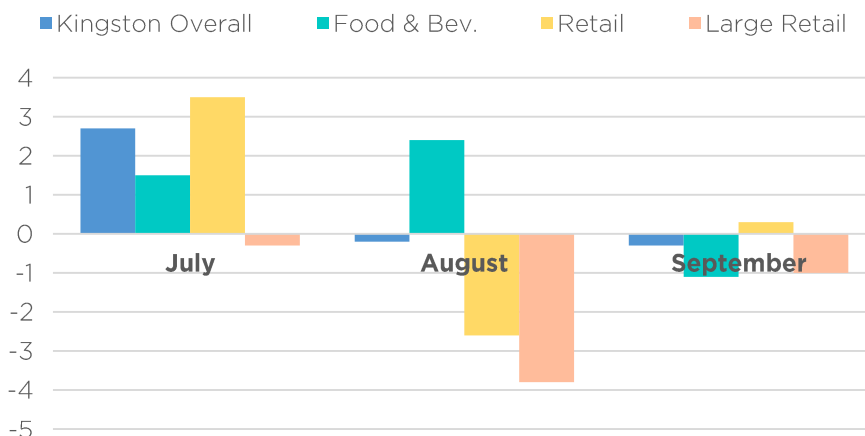
**1.1%**  
Q3, Jul-Sept YoY

The graph reflects footfall data collected from a camera on Clarence Street.

High Street Index supplied by Springboard reflecting 195 UK High Street locations.

NB: September was a 5 week month v August which was 4.

### SALES % CHANGE YEAR ON YEAR



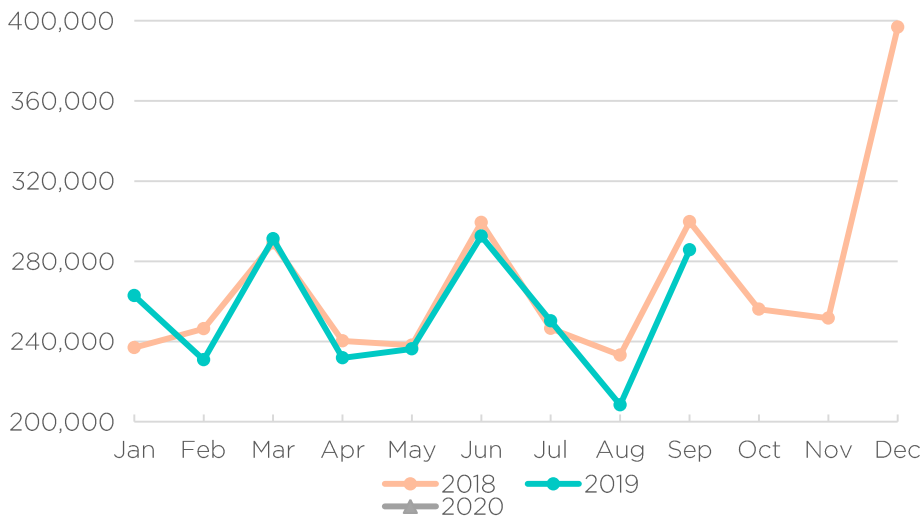
**0.1%**  
year to date


**-1.3%**  
BRC Total Sales YoY

Graph reflects % change sales data from selected retailers in Kingston town centre. Weekly data figures are averaged across the month.

- In September, the BRC reported like for like UK retail sales decreased by -1.7% YoY.
- The BRC feel the reason for the poor retail sales performance is political and economic uncertainty, noting this has impacted consumer confidence, as shoppers have avoided all but essential purchases or have hunted for the most discounted products in the month of September. They also note a particularly mild September impacted the sale of autumn clothing ranges.
- The report goes on to say that online non-food sales were at the lowest level on record, though still performed better than bricks and mortar retail.
- Kingston sales seems to reflect the BRC report with all sectors struggling and overall sales down -0.3% YoY. The only category that saw positive numbers in September was General Retail.

# MONTHLY CARS PARKED





**-4.7%**  
vs. previous year

**-4.5%**  
Q3, Jul-Sept YoY

Graph reflects total number of cars parked in all town centre car parks.

Please note as of yet we have not received the September data from one town centre car parks – therefore figures for September are partly estimated.

# NEW OCCUPANCIES AND CLOSURES | QUARTER 3

	BUSINESS NAME	ADDRESS	CURRENT STATUS
<b>JULY</b>	Frangos	The Rotunda	CLOSED
	Lipault	Church Street	CLOSED
<b>AUGUST</b>	Clas Ohlson	Market Place	CLOSED
	Purple Piercing	Wheatfield Way	OPENED
	Banhmigogo	Castle Street	OPENED
	TGI Friday's	The Bentall Centre	CLOSED
	Jack Wills	Market Place	CLOSED
<b>SEPTEMBER</b>	Vagabond	The Bentall Centre	CLOSED
	Karen Millen	Market Place	CLOSED
	NM Money	Market Place	OPENED
	Waterstones	The Bentall Centre	OPENED
	Aroma Secrets	Crown Arcade	CLOSED

## QUARTERLY BUSINESS CRIME SUMMARY | Q3, JUL – AUG 2019

THEFT SHOPLIFTING	2018	2019	YoY% DIFFERENCE
JULY	45	61	35.6%
AUGUST	54	50	-7.4%
SEPTEMBER	58	46	-20.7%
<b>QUARTER TOTAL</b>	<b>157</b>	<b>157</b>	<b>0%</b>

THEFT PERSON	2018	2019	YoY% DIFFERENCE
JULY	26	46	76.9%
AUGUST	18	22	22.2%
SEPTEMBER	23	24	4.3%
<b>QUARTER TOTAL</b>	<b>67</b>	<b>92</b>	<b>37.3%</b>

THEFT PEDAL CYCLE	2018	2019	YoY% DIFFERENCE
JULY	27	36	33.3%
AUGUST	39	31	-20.5%
SEPTEMBER	28	16	-42.9%
<b>QUARTER TOTAL</b>	<b>94</b>	<b>83</b>	<b>-11.7%</b>

VIOLENCE AGAINST PERSON*	2018	2019	YoY% DIFFERENCE
JULY	26	17	-34.6%
AUGUST	27	30	11.1%
SEPTEMBER	33	30	-9.1%
<b>QUARTER TOTAL</b>	<b>86</b>	<b>77</b>	<b>-10.5%</b>

\*Includes Common Assault, ABH, GBH, Harassment Etc.