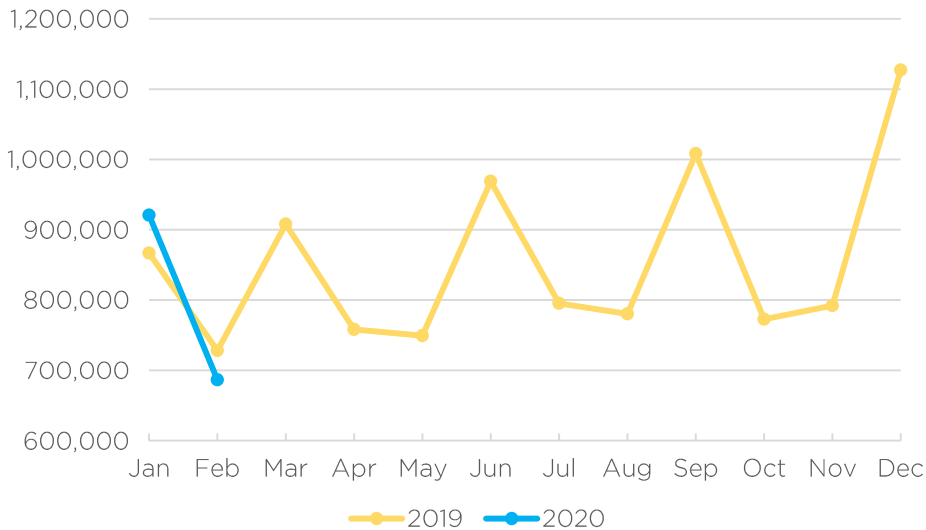


### MONTHLY FOOTFALL



**-6.1%**  
vs. previous month

**-5.7%**  
vs. previous year

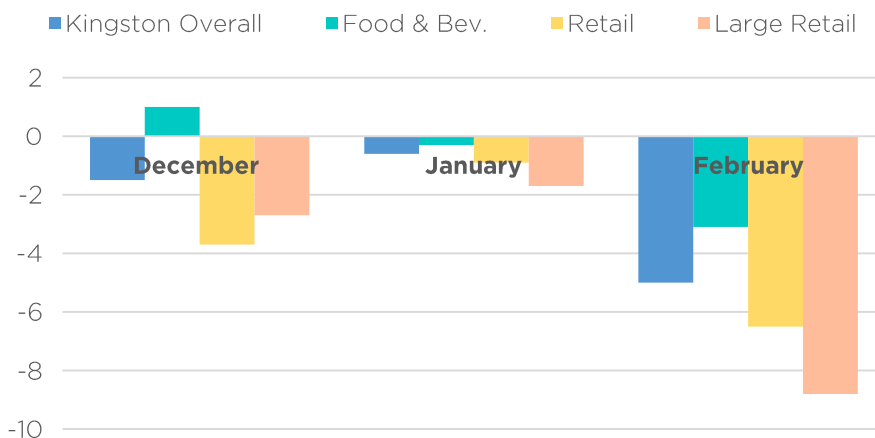
**0.7%**  
year to date

**-7.8%**  
UK High Street Index YoY

The graph reflects footfall data collected from a camera on Clarence Street.

High Street Index supplied by Springboard reflecting 195 UK High Street locations.

### SALES % CHANGE YEAR ON YEAR



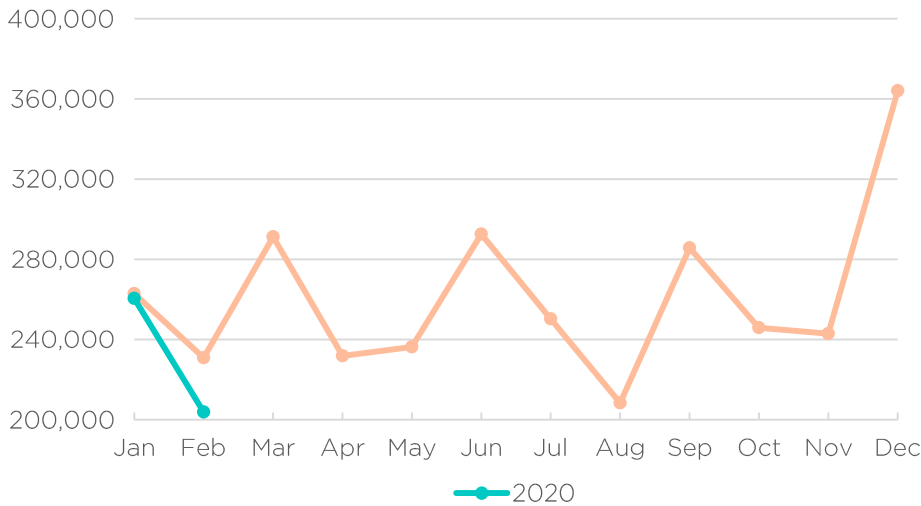

**-2.5%**  
year to date

**0.1%**  
BRC Total Sales YoY

Graph reflects % change sales data from selected retailers in Kingston town centre. Weekly data figures are averaged across the month.

- The February BRC report states like for like UK retail sales fell -0.4% YoY.
- The BRC explains that despite reports of improved consumer confidence, this has failed to translate into better retail sales. February has been very tough for retailers with storms Ciara, Dennis and Jorge, which adversely impacted sales particularly in fashion. Followed, later in the month, by increasing fears over Covid-19. The report notes that both grocery and healthcare spend has seen a slight rise at the end of February, resulting from concerns about coronavirus.
- The report goes onto say that retailers are facing a number of challenges:- such as the disproportionate amount of tax paid through business rates and pressures to reduce to environmental impact of produce. The BRC continues to campaign for the Government to look at the issue business rates. They argue if the tax burden on retailers was reduced, then retailers would have more scope to invest in people, property and technology.
- Kingston had a very tough February with overall sales down -5%. Every sector has seen the impact of poor weather and fears over coronavirus – this has been felt across all sectors, including the normally better performing food and beverage sector.

# MONTHLY CARS PARKED

**-11.7%**  
vs. previous year

Graph reflects total number of cars parked in all town centre car parks.

Please note the January and February figures includes estimated numbers due to issues with an operators systems.

# NEW OCCUPANCIES AND CLOSURES | QUARTER 1

	BUSINESS NAME	ADDRESS	CURRENT STATUS
<b>JANUARY</b>	Mothercare	The Bentall Centre	CLOSED
	SWAG	The Bentall Centre	CLOSED
	Monsoon	Clarence Street	CLOSED
	GAP	Clarence Street	CLOSED
	Claire's Accessories	Eden Walk	CLOSED
	Men Kind	Clarence Street	CLOSED
	Fun Learning	The Bentall Centre	CLOSED
	Crust Trust	Eden Street	OPENING
<b>FEBRUARY</b>	Home Living	Eden Walk	CLOSED
	Laser Clinic	The Bentall Centre	OPEN
	Rush Hair	Clarence Street	CLOSED
<b>MARCH</b>	GAP Kids	The Bentall Centre	CLOSING
	Salad Box	Thames Street	OPENING