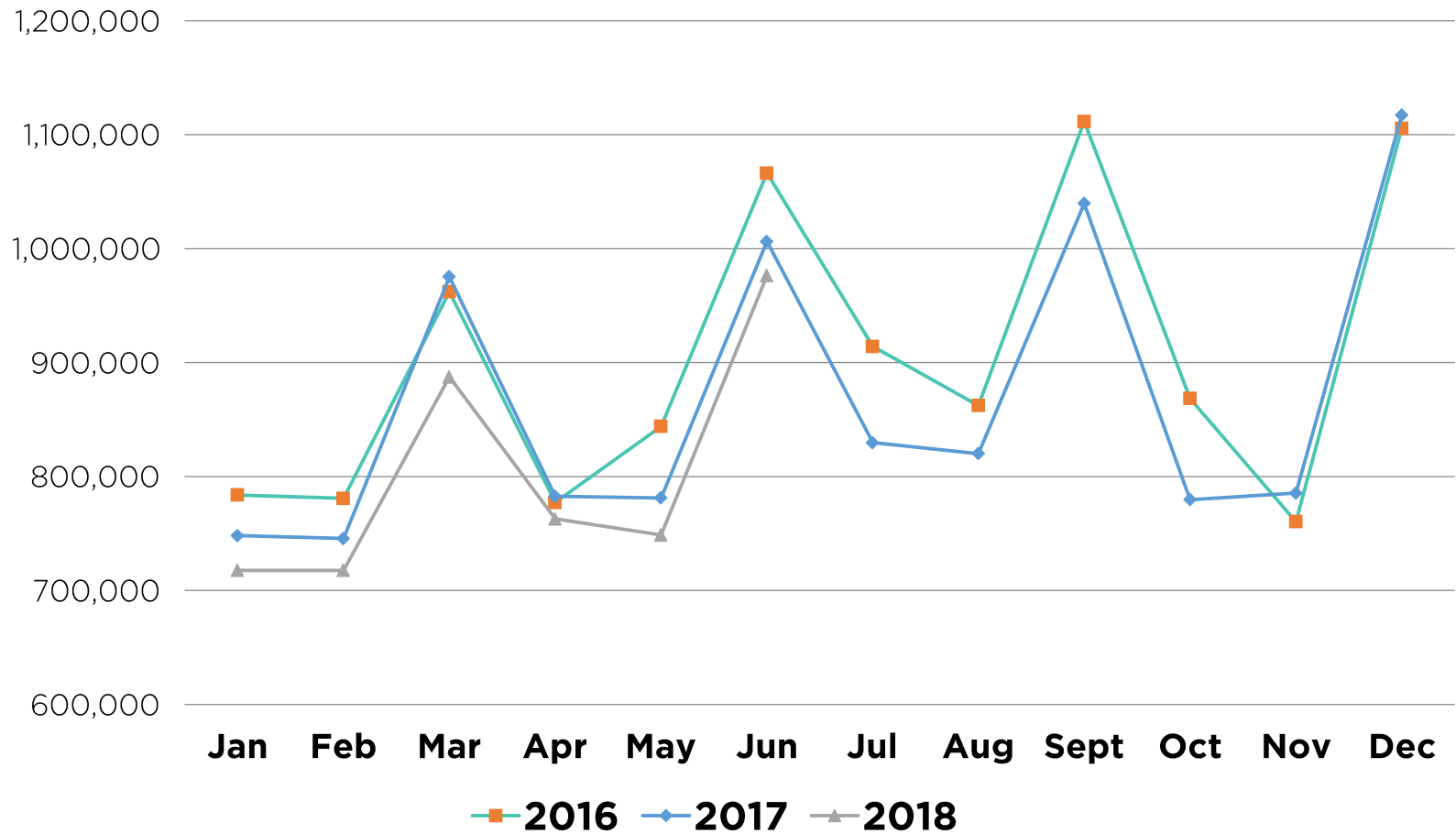




TOWN CENTRE INSIGHT

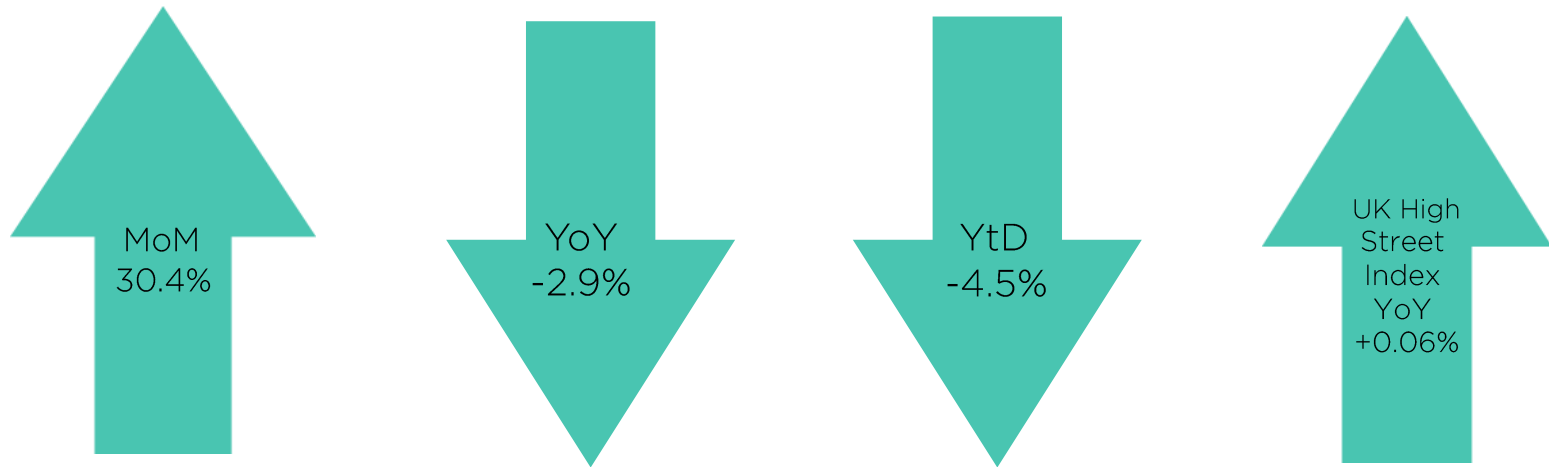
REPORTING PERIOD: JUNE 2018

KINGSTON FOOTFALL 2018 V'S 2017



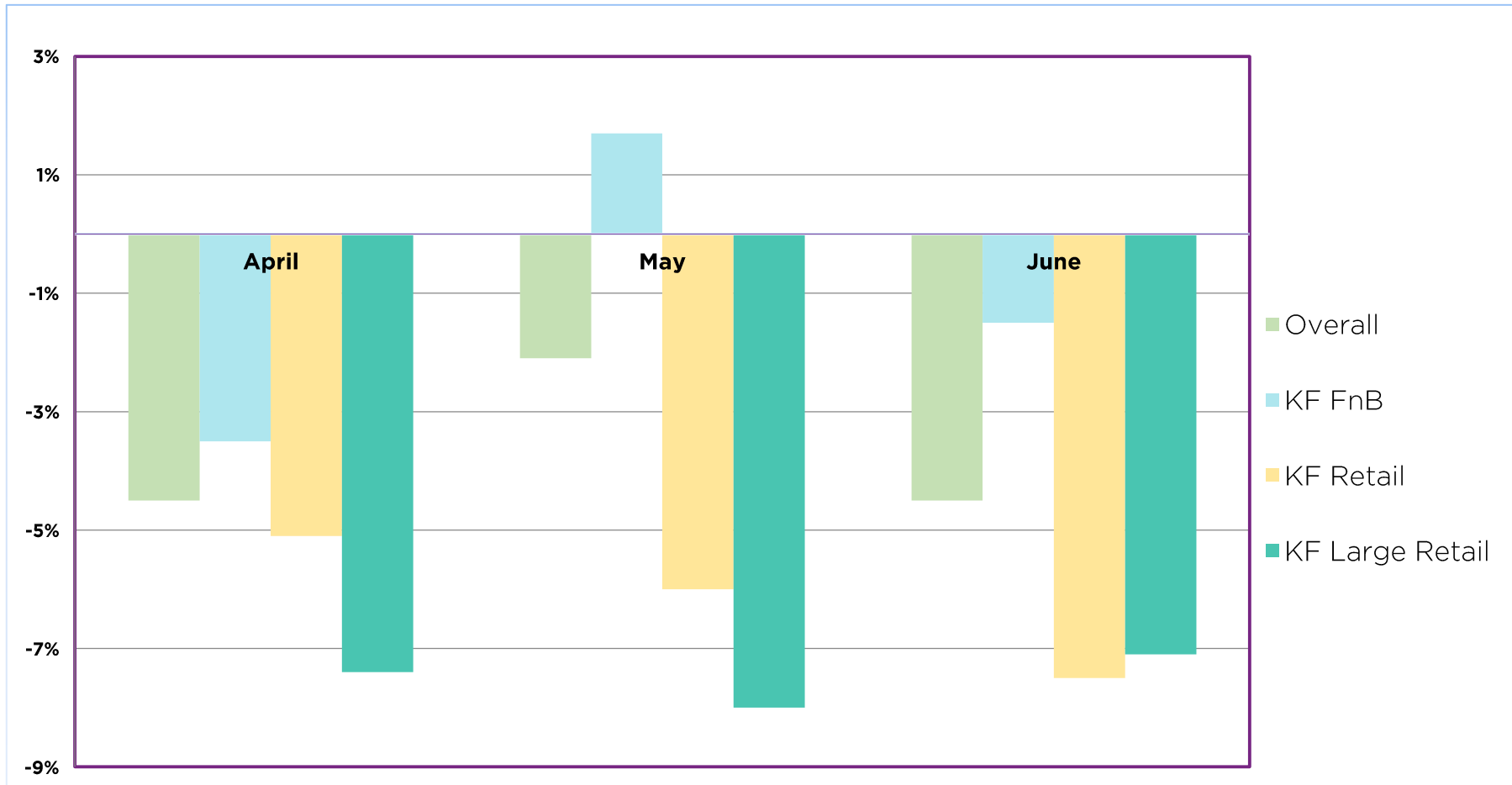
The graph above provides details of footfall taken from the Springboard Camera on Clarence Street.

FOOTFALL | JUNE 2018



Please note that June is a 5 week month v May which was a 4 week month.
The Springboard High Street Index figure is taken from 195 UK High Street Locations.

SALES % CHANGE YEAR ON YEAR

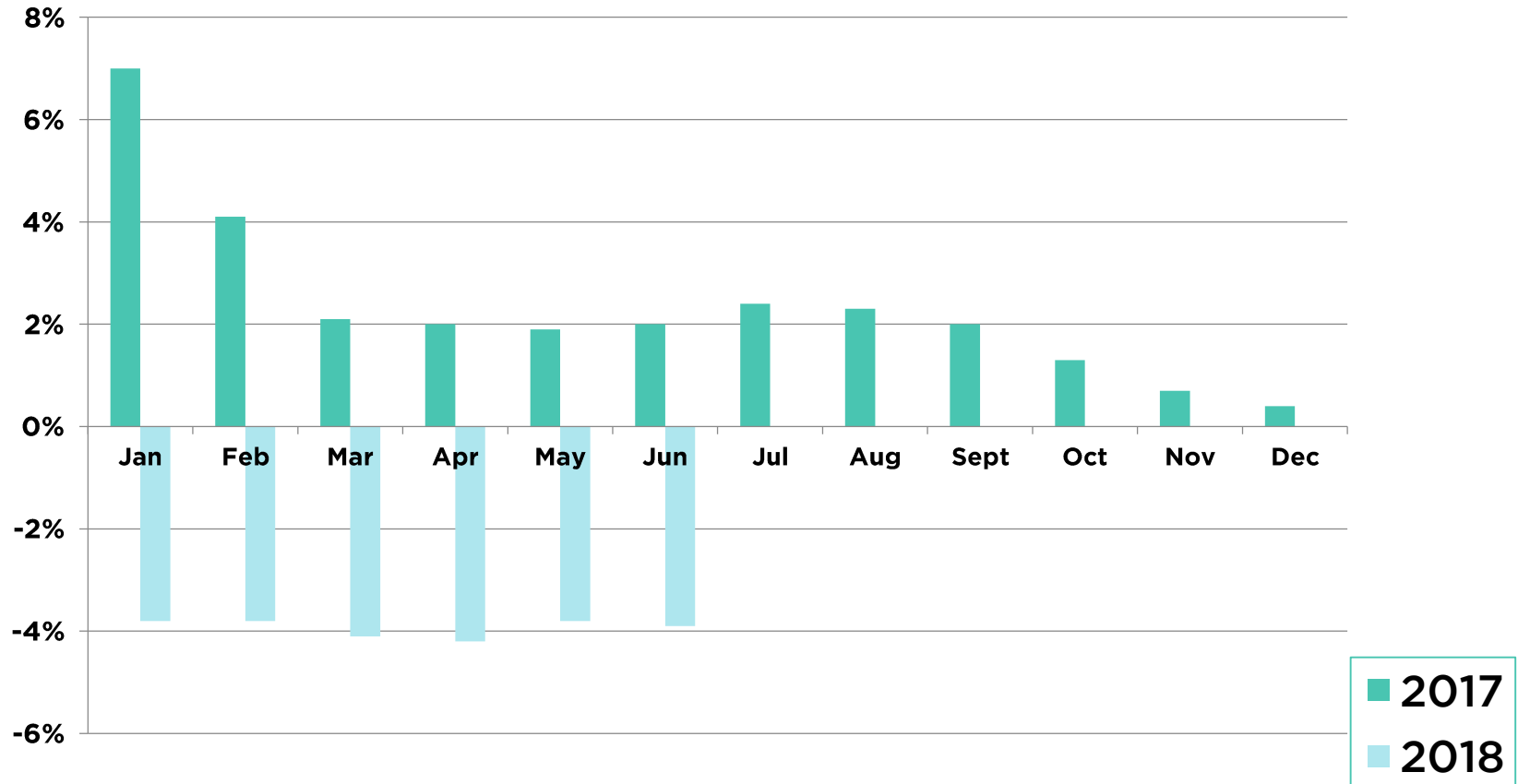


The bar chart above provides % change sales data from selected retailers across the town centre - the weekly data figures received have been averaged across each month.

OVERALL SPEND | JUNE 2018

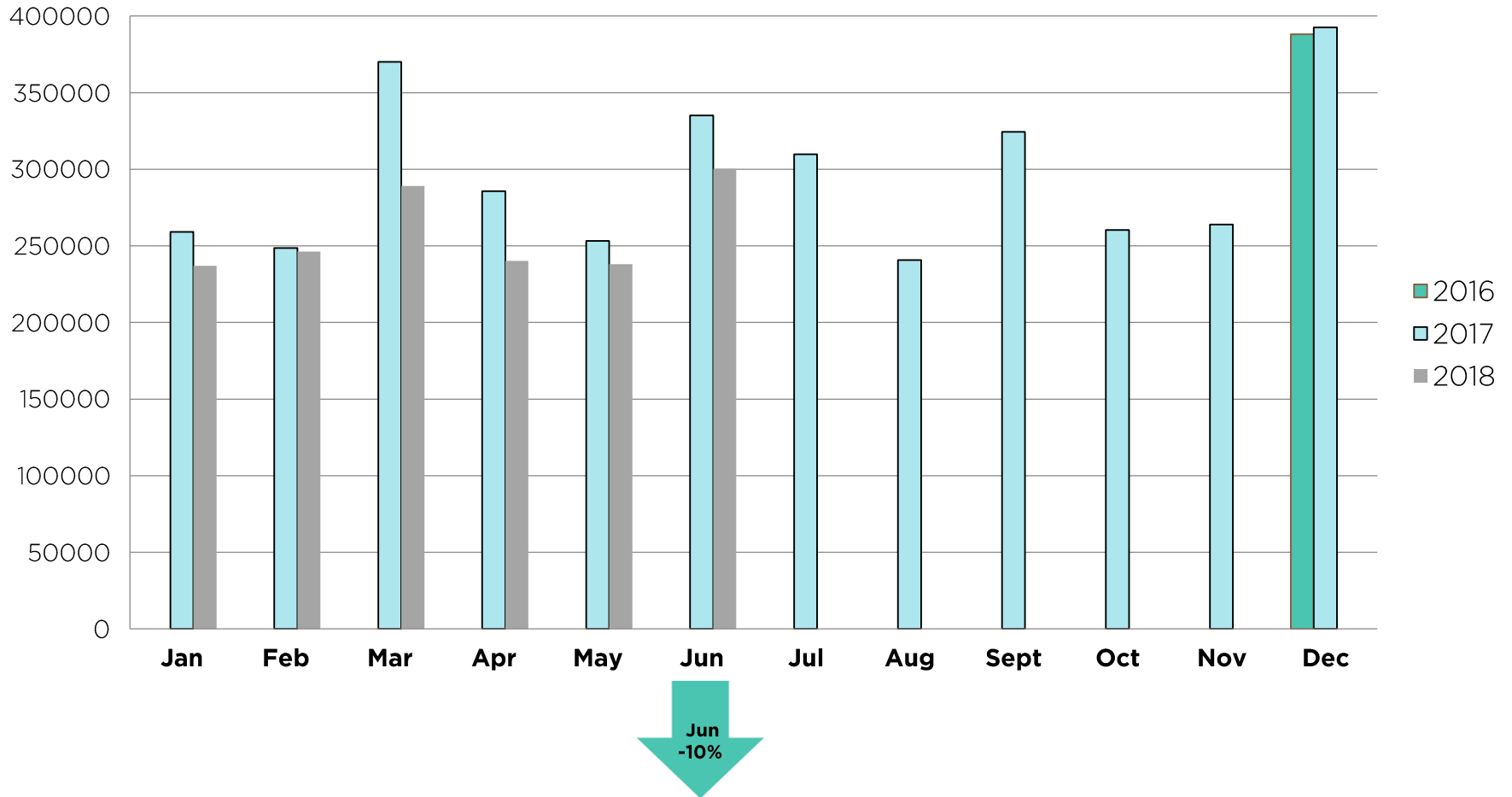
- The BRC report for June states, UK retail sales increased year on year by 1.1% on a like-for-like basis.
- The BRC go on to say that over the month of June, the warm weather and world cup meant improved sales of goods such as food, barbeques and big TV's. However, the focus on sport and outdoor living has not helped other household categories ,which have seen a tough month.
- With salaries still lagging behind inflation, households continue to be financially stretched and conditions tough for retailers.
- In Kingston, overall sales were down -4.5% YoY for the month of June. All sectors continued to struggle, with retail, both large and small experiencing the toughest time.

SALES: YEAR TO DATE % CHANGE



The graph above provides Year to Date % change from selected retailers across the town centre - the weekly data figures received have been averaged across each month.

TOTAL MONTHLY CARS: 2018



The graph above provides the total number of cars parked in all town centre car parks.
Please note figures for May 2018 and June 2018 are partially estimated due to issues with one providers systems

BUSINESS CRIME STATS | QUARTERLY SUMMARY | QTR 2, APR -JUN 2018

THEFT SHOPLIFTING	2017	2018	YoY % DIFFERENCE
APRIL 2018	49	54	20.2%
MAY 2018	59	58	-1.7%
JUNE 2018	29	45	55.1%
Quarter Total	137	154	14.6%

THEFT PEDAL CYCLE	2017	2018	YoY % DIFFERENCE
APRIL 2018	3	27	800%
MAY 2018	7	39	457%
JUNE 2018	11	28	154.5%
Quarter Total	21	94	347.6%

THEFT PERSON	2017	2018	YoY % DIFFERENCE
APRIL 2018	26	26	0%
MAY 2018	27	18	-33.3%
JUNE 2018	28	23	-17.8%
Quarter Total	81	67	-17.3%

VIOLENCE* AGAINST PERSON	2017	2018	YoY % DIFFERENCE
APRIL 2018	40	72	80%
MAY 2018	50	71	42%
JUNE 2018	28	61	117.8%
Quarter Total	118	204	72.8%

*Includes Common Assault, ABH, GBH, Harassment Etc.

NEW OCCUPANCIES & CLOSURES | QUARTER 2 2018

	BUSINESS NAME	ADDRESS	CURRENT STATUS
APRIL 2018	Postmark	Market Place	OPENED
	Blowbar	Eden Walk	CLOSED
	Lipault	Church Street	OPENED
MAY 2018	Mia Wholesale	Eden Walk	OPENED
	Maplin	Old London Road	CLOSED
	The Card Factory	Clarence Street	CLOSED
	The Card Factory	Eden Walk	OPENED
JUNE 2018	Warrens Bakery	Fife Road	OPENED
	The Souvlaki	Wheatfield Way	OPENED
	Mango	The Bentall Centre	OPENED
	Burger Plus	Old London Road	OPENED
	Pierre Rene	Market Place	OPENED

QUARTERLY SUMMARY | LICENSING APPLICATIONS | 2018

DATE	LOCATION	TYPE
May 2018	Gourmet Burger Kitchen	Sale of alcohol on the premises

KEY PLANNING APPLICATIONS | QUARTER 2

ADDRESS	TYPE	LINK
26 Market Place	Display of one externally illuminated fascia sign and one non-illuminated hanging sign Within the Kingston Old Town conservation area.	LINK
Units 5 & 6, Griffin Centre	Change of use to Class A3. Within the Kingston Old Town conservation area. There is a listed building present on this site.	LINK
6-9 Market Place	Part reconfiguration of basement level retail accommodation to provide ancillary travel agency concession. Within the Kingston Old Town conservation area. There is a listed building present on this site.	LINK
26-28 Thames Street	Change of use from A1 (Shops) to A3 (Restaurants and Cafes). Within the Kingston Old Town conservation area. There is a listed building present on this site.	LINK
6 Church Street	Proposed improvement works to listed building Within the Kingston Old Town conservation area. There is a listed building present on this site.	LINK
4-5 Market Place	Conversion of second and third floor to 1 x 2 bedroom and 5 x 1 bedroom flats Within the Kingston Old Town conservation area. There is a listed building present on this site.	LINK
14 Castle Street	Proposed installation of aluminium shopfront, two air conditioning condenser units and two extract grilles to the rear	LINK

VACANCIES | JUNE 2018

ADDRESS	TYPE	AGENT	LINK	STATUS
17 Thames Street	RETAIL	Bonsors	Click here	AVAILABLE
Picton House, 50-52 High Street	OFFICE	Bonsors	Click here	AVAILABLE
Conquest House, Wood Street	OFFICE	Cattaneo Commercial	Click here	AVAILABLE
61 Clarence Street	RETAIL	GCW	Click here	AVAILABLE
12-13 Apple Market	RETAIL	Cushman & Wakefield	Click here	UNDER OFFER
65-67 Clarence Street	RETAIL	GCW	Click here	AVAILABLE
33 Old London Road	OFFICE	Martin Campbell	Click here	AVAILABLE
25 Union Street	OFFICE	Cattaneo Commercial	Click here	UNDER OFFER
Crown Arcade, Unit A, 11 Union Street	RETAIL	Bonsors	Click here	AVAILABLE
57b Clarence Street	RETAIL	Williams Gunter Hardwick	Click here	AVAILABLE
83a Clarence Street	RETAIL	CBRE	Click here	AVAILABLE
17 High Street	OFFICE	Cattaneo Commercial	Click here	AVAILABLE
35-37 Old London Road	MIXED	Bonsors	Click here	AVAILABLE
1 Thames Street	RETAIL	Martin Campbell	Click here	AVAILABLE

VACANCIES | JUNE 2018

ADDRESS	TYPE	AGENT	LINK	STATUS
60-62 Old London Road, Ground Floor	RETAIL	Bonsors	Click here	AVAILABLE
60-62 Old London Road, Offices and Ground Floor Retail	MIXED	Bonsors	Click here	AVAILABLE
38 High Street	OFFICE	Cattaneo Commercial	Click here	UNDER OFFER
2-4 Old London Road	RETAIL	CBRE	Click here	AVAILABLE
1 Wheatfield Way	OFFICE	Cattaneo Commercial	Click here	AVAILABLE
11 - 13 Thames Street	RETAIL	Brasier Freeth	Click here	AVAILABLE
St James Rd Car Park - 21 Spaces	PARKING	Cattaneo Commercial	Click here	AVAILABLE
26-28 Thames Street	RETAIL	Snellers	Click here	UNDER OFFER
19-23 High Street	OFFICE	Cattaneo Commercial	Click here	AVAILABLE
38-42 Fife Road, Rooms 3-5	OFFICE	Martin Campbell	Click here	AVAILABLE