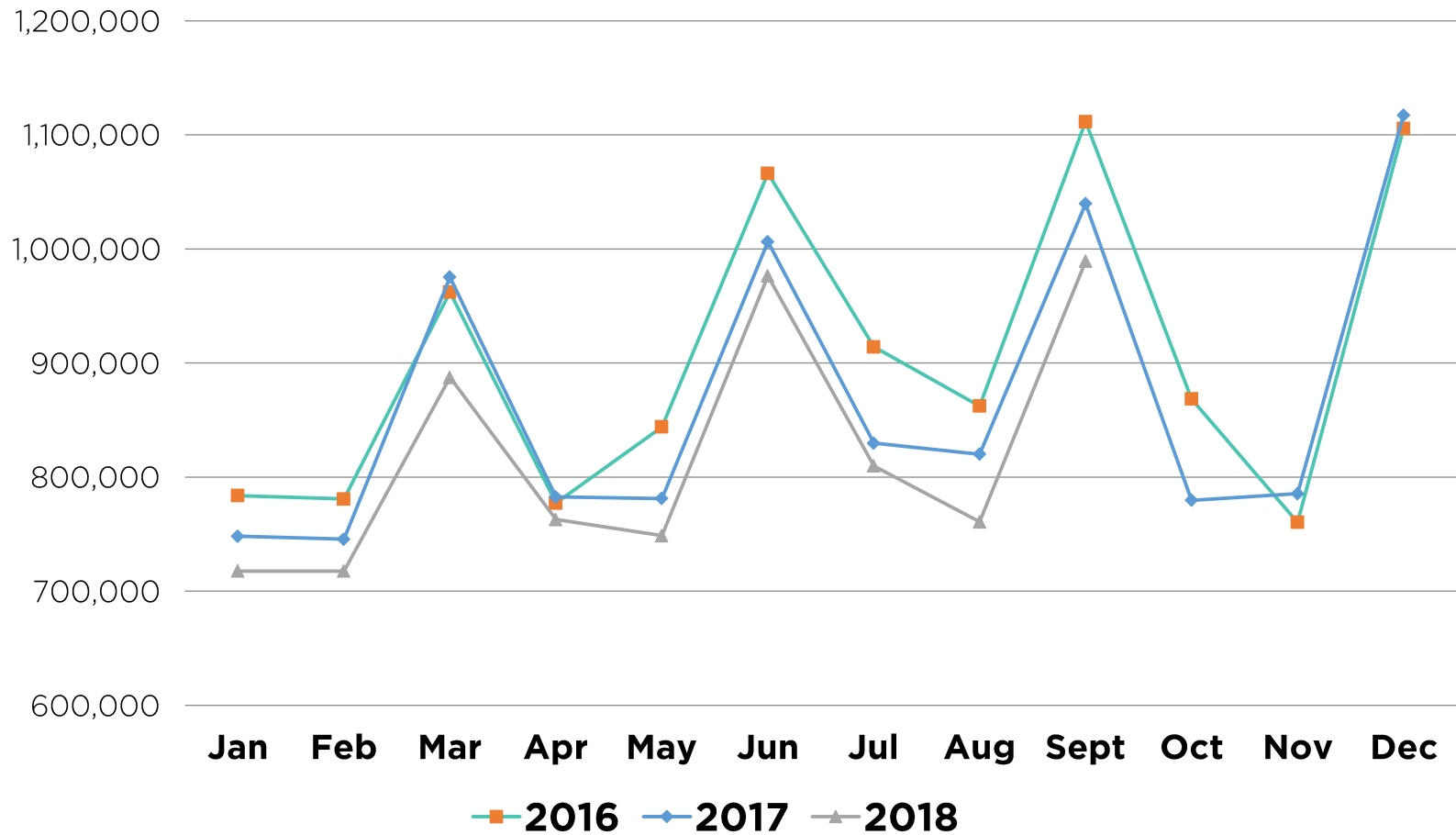


# TOWN CENTRE INSIGHT

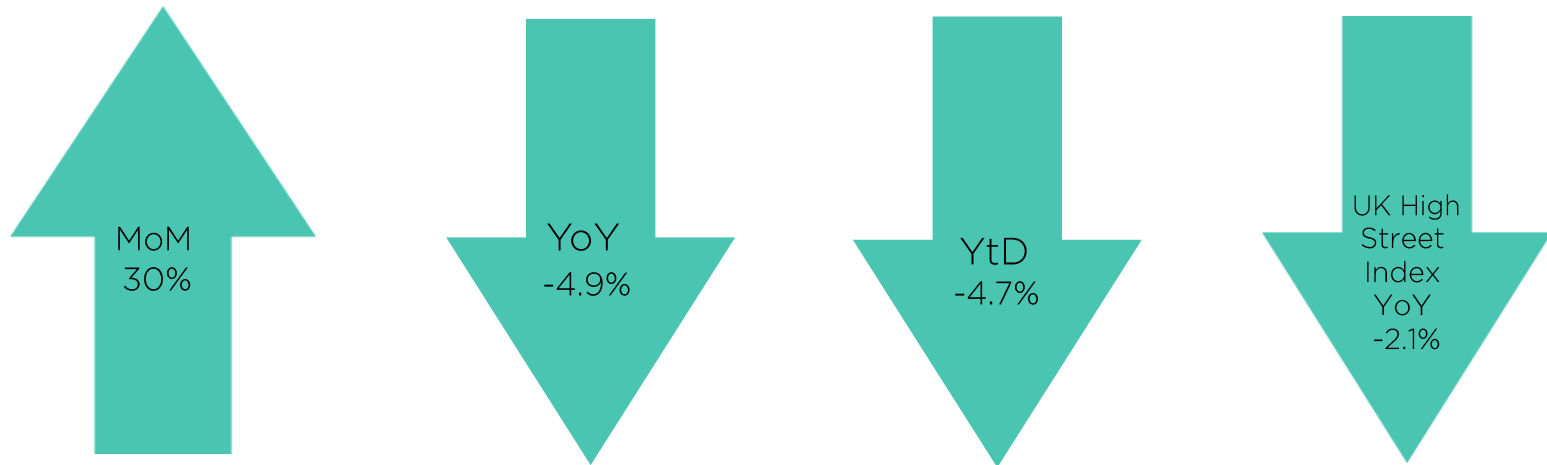
REPORTING PERIOD: SEPTEMBER 2018

# KINGSTON FOOTFALL 2018 V'S 2017



The graph above provides details of footfall taken from the Springboard Camera on Clarence Street.

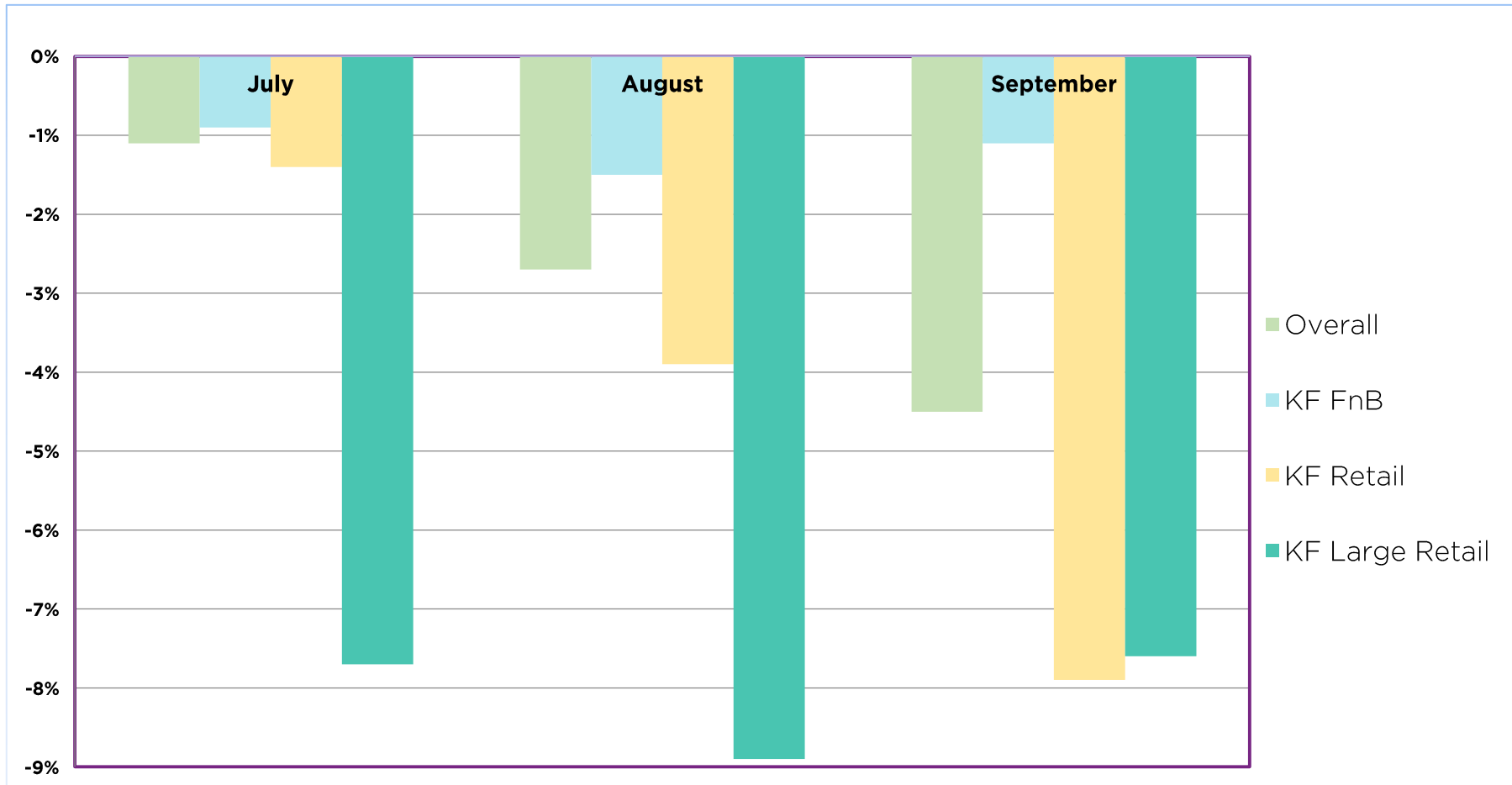
# FOOTFALL | SEPTEMBER 2018



**Quarter 3:** Footfall in Kingston was down -4.8% for the 3 months from July to September 2018. Please note: September is a 5 week month, compared to August, which was 4 weeks.

The Springboard High Street Index figure is taken from 195 UK High Street Locations.

# SALES % CHANGE YEAR ON YEAR

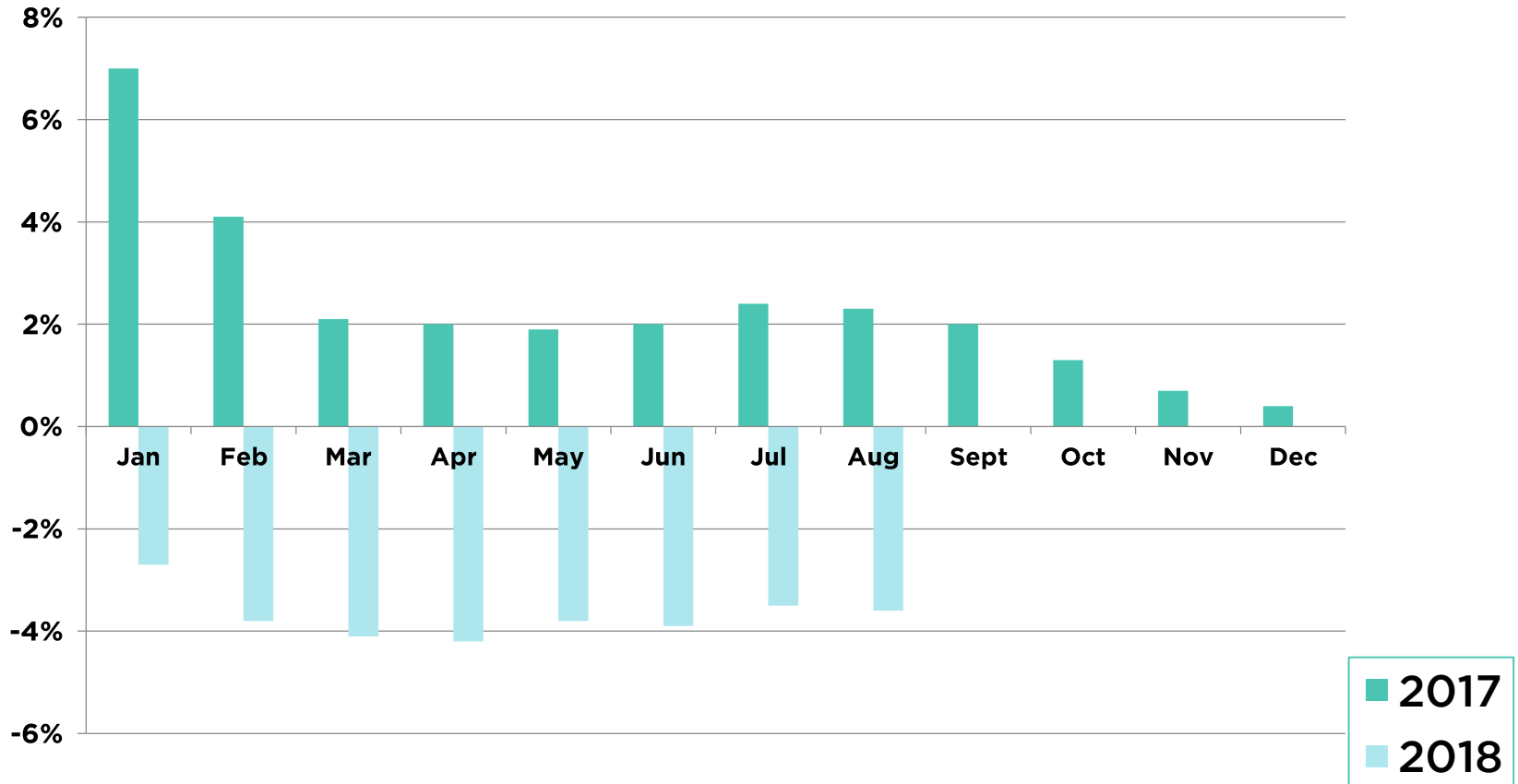


The bar chart above provides % change sales data from selected retailers across the town centre - the weekly data figures received have been averaged across each month.

# OVERALL SPEND | SEPTEMBER 2018

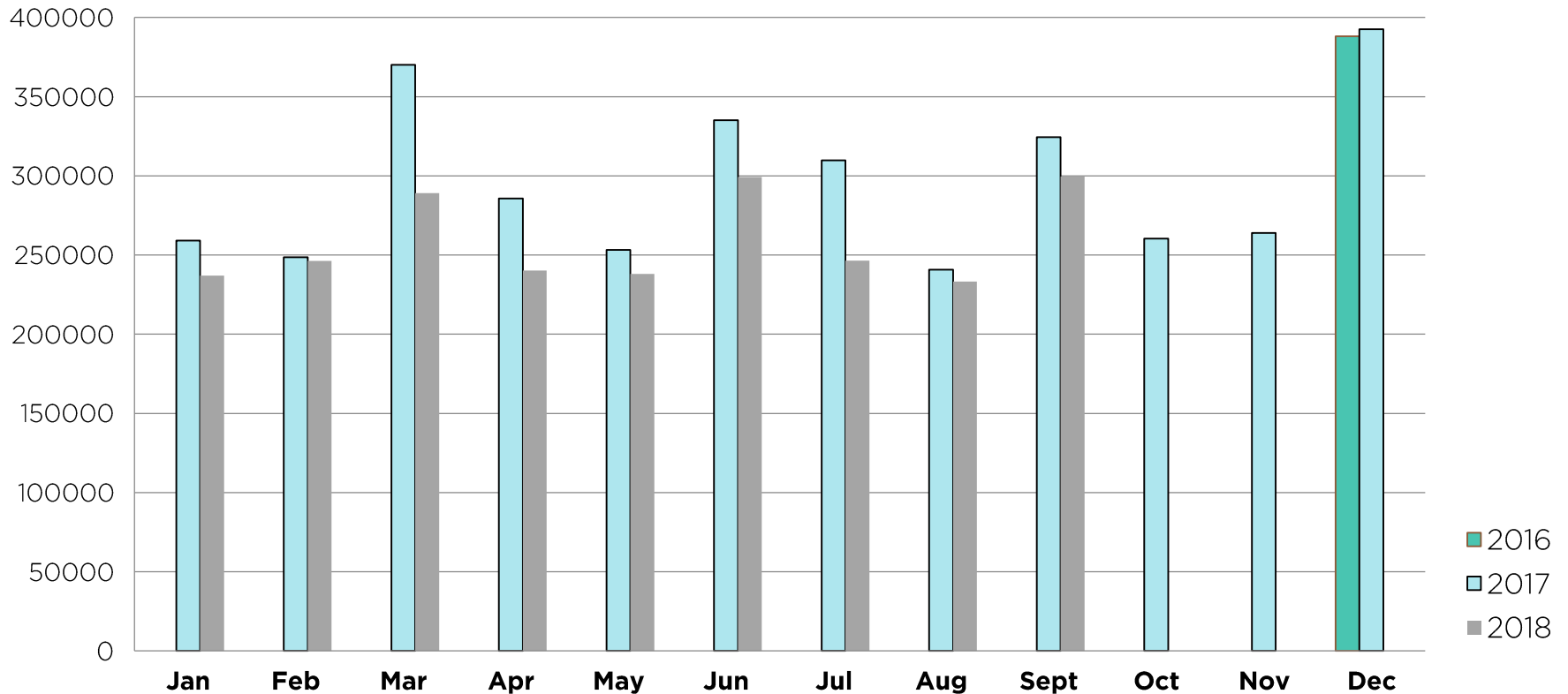
- The BRC report for September notes, UK retail sales decreased year on year by -0.2% on a like-for-like basis. They go on to say that September saw the weakest sales growth for 5 months.
- The report explains that retail pays a disproportionate amount of tax relative to other sectors in the economy. Retail represents 5% of the economy, but pays 10% of the tax and almost 25% of business rates. This is a feeling echoed by a number of businesses within Kingston town centre.
- The BRC notes the levels of tax are contributing to job losses and store closures. They suggest that Government needs to look at tax rates to create a fairer system for all.
- It also states, consumer confidence has decreased over the last 3 months which has also impacted sales and spending. The only sector which has performed well, is technology and new launches.
- Our Kingston food and beverage sector saw the best performance, only down -1% year on year and mirroring the BRC report, our retail sector had a very tough month.

# SALES: YEAR TO DATE % CHANGE



The graph above provides Year to Date % change from selected retailers across the town centre - the weekly data figures received have been averaged across each month.

# TOTAL MONTHLY CARS: 2018



Sept  
-7.6%

**Quarter 3:** The total number of cars coming into Kingston for the period July to September 2018 was down -10.9%. The graph above provides the total number of cars parked in all town centre car parks. Please note; figures quoted for May 2018 are partially estimated due to issues with one providers systems.

## BUSINESS CRIME STATS | QUARTERLY SUMMARY | QTR 3, JUL - SEPT 2018

<b>THEFT SHOPLIFTING</b>	<b>2017</b>	<b>2018</b>	<b>YoY % DIFFERENCE</b>
JULY	61	48	-21%
AUGUST	67	49	-27%
SEPTEMBER	68	68	0%
<b>Quarter Total</b>	<b>196</b>	<b>165</b>	<b>-16%</b>

<b>THEFT PEDAL CYCLE</b>	<b>2017</b>	<b>2018</b>	<b>YoY % DIFFERENCE</b>
JULY	23	60	161%
AUGUST	27	61	126%
SEPTEMBER	12	36	200%
<b>Quarter Total</b>	<b>62</b>	<b>157</b>	<b>153%</b>

<b>THEFT PERSON</b>	<b>2017</b>	<b>2018</b>	<b>YoY % DIFFERENCE</b>
JULY	18	30	67%
AUGUST	16	26	63%
SEPTEMBER	20	26	30%
<b>Quarter Total</b>	<b>54</b>	<b>82</b>	<b>52%</b>

<b>VIOLENCE* AGAINST PERSON</b>	<b>2017</b>	<b>2018</b>	<b>YoY % DIFFERENCE</b>
JULY	96	84	-13%
AUGUST	75	79	5%
SEPTEMBER	71	93	31%
<b>Quarter Total</b>	<b>242</b>	<b>256</b>	<b>6%</b>

\*Includes Common Assault, ABH, GBH, Harassment Etc.



## NEW OCCUPANCIES AND CLOSURES | QUARTER 3, 2018

	BUSINESS NAME	ADDRESS	CURRENT STATUS
<b>JULY 2018</b>	Feather & Black	Eden Street	CLOSED
	Chakra	Riverside Walk	OPENED
	Step in Fashions	Eden Walk	CLOSED
<b>AUGUST 2018</b>	Jones Bootmaker	Church Street	CLOSING
	Mimosa	Griffin Centre	OPENED
	Mr Pretzels	The Bentall Centre	OPENED
<b>SEPTEMBER 2018</b>	Giggling Squid	High Street	OPENING
	Trandilla Cafe	Castle Street	CLOSED

## LICENSING APPLICATIONS | SUMMARY | QUARTER 3, 2018

	LOCATION	TYPE
<b>JULY 2018</b>	Mimosa 2018 Ltd	Sale of alcohol on the premises
<b>JULY 2018</b>	Kingston Race & Equalities Council (Carnival)	Live / Recorded Music and Dance
<b>AUGUST 2018</b>	The Souvlaki	Supply of alcohol, live music, recorded music
<b>SEPTEMBER 2018</b>	7,000 Jars of Beer	Supply of alcohol, recorded music, hours
<b>SEPTEMBER 2018</b>	Pryzm	Creation of Bar & Beyond

# PLANNING APPLICATIONS | SEPTEMBER 2018

ADDRESS	TYPE	LINK
All Saints Church	Restoration of the East Surrey Memorial Gates Within the Kingston Old Town conservation area. There is a listed building present on this site.	<a href="#">LINK</a>
The Bentall Centre	Details required by Condition 4 (Construction Management Plan) of Planning Permission 17/12527/FUL (Creation of a cinema at second and third floor level with glazed extension and terrace at roof level incorporating change of use of shop (Use Class A1) and mall space (Sui Generis) to leisure (Use Class D2) and from crèche circulation space (Use Class D1) to mall space(Sui Generis) at second floor level. Works to Clarence Street façade including provision of new glazing and associated alternations)There is a listed building present on this site.	<a href="#">LINK</a>
6 Old London Road	Proposed amendment to Planning Permission 18/12226/FUL, for alterations to single pane non opening windows to install 4 pane non opening windows, There is a listed building present on this site.	<a href="#">LINK</a>
154-166 Clarence Street	Internal alterations to form 2 separate venues with refurbishment / adaption of existing areas, including circulation routes, to create new themed room settings. There is a listed building present on this site.	<a href="#">LINK</a>
8, 10, and 12 Fife Road	Change of use of upper floors to Class C3 residential use, erection of rear three storey extension and second floor side extension to provide nine dwellings (6 No. one bedroom and 3 No. two bed flats) and creation of new ground floor retail space.	<a href="#">LINK</a>

# VACANCIES | SEPTEMBER 2018

ADDRESS	TYPE	AGENT	LINK	STATUS
6 Church Street	RETAIL	Green & Partners	<a href="#">Click here</a>	AVAILABLE
Picton House, 50-52 High Street	OFFICE	Bonsors	<a href="#">Click here</a>	AVAILABLE
Conquest House, Wood Street	OFFICE	Cattaneo Commercial	<a href="#">Click here</a>	AVAILABLE
61 Clarence Street	RETAIL	Brasier Freeth	<a href="#">Click here</a>	AVAILABLE
12-13 Apple Market	RETAIL	Cushman & Wakefield	<a href="#">Click here</a>	AVAILABLE
65-67 Clarence Street	RETAIL	Brasier Freeth	<a href="#">Click here</a>	AVAILABLE
33 Old London Road	OFFICE	Martin Campbell	<a href="#">Click here</a>	AVAILABLE
6 Fife Road	OFFICE	Martin Campbell	<a href="#">Click here</a>	AVAILABLE
Crown Arcade, Unit A, 11 Union Street	RETAIL	Bonsors	<a href="#">Click here</a>	AVAILABLE
57b Clarence Street	RETAIL	Williams Gunter Hardwick	<a href="#">Click here</a>	AVAILABLE
83a Clarence Street	RETAIL	CBRE	<a href="#">Click here</a>	AVAILABLE
17 High Street	OFFICE	Cattaneo Commercial	<a href="#">Click here</a>	AVAILABLE
35-37 Old London Road	MIXED	Bonsors	<a href="#">Click here</a>	AVAILABLE
1 Thames Street	RETAIL	Martin Campbell	<a href="#">Click here</a>	AVAILABLE

# VACANCIES | SEPTEMBER 2018

ADDRESS	TYPE	AGENT	LINK	STATUS
60-62 Old London Road, Ground Floor	RETAIL	Bonsors	<a href="#">Click here</a>	AVAILABLE
60-62 Old London Road, Offices and Ground Floor Retail	MIXED	Bonsors	<a href="#">Click here</a>	AVAILABLE
2-4 Old London Road	RETAIL	CBRE	<a href="#">Click here</a>	AVAILABLE
1 Wheatfield Way	OFFICE	Cattaneo Commercial	<a href="#">Click here</a>	AVAILABLE
11 - 13 Thames Street	RETAIL	Brasier Freeth	<a href="#">Click here</a>	AVAILABLE
St James Rd Car Park - 21 Spaces	PARKING	Cattaneo Commercial	<a href="#">Click here</a>	AVAILABLE
19-23 High Street	OFFICE	Cattaneo Commercial	<a href="#">Click here</a>	AVAILABLE
38-42 Fife Road, Rooms 3-5	OFFICE	Martin Campbell	<a href="#">Click here</a>	AVAILABLE
Kop Shop, Old London Road	OFFICE	Bonsors	<a href="#">Click here</a>	AVAILABLE
17 Union Street	OFFICE	Bonsors	<a href="#">Click here</a>	AVAILABLE
37 Wheatfield Way	RETAIL	Martin Campbell	<a href="#">Click here</a>	AVAILABLE